





# ELYRA 35



	5	Internal	255.58 m <sup>2</sup>	Min. Lot Width	10m
	3	Garage	34.22 m <sup>2</sup>	Min. Lot Depth	29.5m
	3	Alfresco	16.98 m <sup>2</sup>		
	2	Porch	9.31 m <sup>2</sup>		
		Balcony	7.19 m <sup>2</sup>		
		Total	323.28 m <sup>2</sup>   34.80 SQ		



All home designs, architectural plans, drawings, and related materials (the "Designs") are the exclusive property of Nivi Custom Homes and are protected under copyright law. These Designs may not be reproduced, distributed, or used for any purpose without the express written consent of Nivi Custom Homes. Unauthorized use, duplication, or modification of these Designs is strictly prohibited and may result in legal action.



[www.nivihomes.com.au](http://www.nivihomes.com.au)  
[hello@nivihomes.com.au](mailto:hello@nivihomes.com.au)  
+61 411 468 309



[www.nivihomes.com.au](http://www.nivihomes.com.au)  
[hello@nivihomes.com.au](mailto:hello@nivihomes.com.au)  
+61 411 468 309